

## The Nature of Stress Pattern Due to a Sudden Movement Across a Nonplanar Buried Strike-Slip Fault In a Layered Medium

Sanjay Sen<sup>1,\*</sup>, A. Karmakar<sup>2</sup>

<sup>1</sup> Department of Applied Mathematics, University of Calcutta, 92, Acharya Prafulla Chandra Road, Calcutta-700009, India

<sup>2</sup> Udairampur Pallisree Sikshayatan(H.S.), PO. Kanyanagar, P.S. Bishnupur, Pin-743398, India

---

**Abstract.** A layered model of the lithosphere-asthenosphere system consisting of an elastic layer overlying a viscoelastic half space is considered. A long, buried, inclined strike-slip fault is taken to be situated in the medium with a bending at the surface of separation. The mantle convection induced a constant force on the fault resulting in a sudden movement across it. The movement on the fault changes the stress pattern in the nearby region. A mathematical model incorporating the essential features of the tectonic forces and the associated fault movement has been developed. Analytical expression for displacements, strains and stresses are obtained using suitable mathematical techniques involving integral transforms, Green's function etc. Computational work indicates that a sudden movement across the fault has significant effect on the stress accumulation in the region. The variation of shearing stress with depth and distance from the fault show some interesting features. It is expected that such features will be useful in understanding the mechanism of earthquakes processes during the aseismic period.

**2010 Mathematics Subject Classifications:** 47H09, 47H10

**Key Words and Phrases:** Aseismic, Elastic layer, Viscoelastic half space, Strike-slip faults, Green's function, Stress accumulation

---

### 1. Introduction

The nature of ground deformation during the aseismic period in seismically active regions in between two major seismic events should be studied in depth for a better understanding of the stress accumulation pattern in the region. Such studies can be carried out by developing suitable mathematical models incorporating the essential features of the local geological structure and the earthquake faults situated in the region. In the present paper, the lithosphere-asthenosphere system has been taken to be represented by a layered model consisting of an elastic layer of finite depth overlying and is welded contact with a viscoelastic

---

\*Corresponding author.

Email addresses: dr.sanjaysen@rediff.com (S. Sen), karmakar\_asish@yahoo.in (A. Karmakar)

half space. In most of the earlier studies (e.g. Steketee, J.A. [29], Maruyama, T. [14], Rybicki, K. [26], Sato, R. [27, 28], Chinnery, M.A. [4, 5, 6, 7, 8, 9], Rani, S., Sing, S. [24, 25], Mukhopadhyay, et al. [16, 17, 18, 19, 20, 21, 22], Brink, U.S. et al. [1], Martin, F.L. [13], Oglesby, D. [23], Ide, S. [11], Fowler, A.C. [10]) the faults are usually taken as single planar fault, but in reality the earthquake faults are not planar, but consist of a number of planar segments. In view of this a long, buried, strike-slip fault  $F$  having two adjacent planar parts  $F_1$  and  $F_2$  is taken to be situated in the model with the part  $F_1$  in the layer and  $F_2$  in the half space with a common line of joint on the surface of separation. Tectonic forces, primarily due to mantle convection, results in accumulation of shear stress in the vicinity of the fault, which, in turn lead to a sudden movement across either  $F_1$  and or  $F_2$  causing earthquakes, when the accumulated stress exceeds the frictional and cohesive forces across the fault. The sudden movement across the fault induces significant in changes the stress accumulation pattern in the region. The present paper has stressed upon these aspect in detail and tried to correlate such changes with the prediction of next major seismic event.

## 2. Formulation

We consider a simple theoretical model of the lithosphere-asthenosphere system with a locked buried and long, non-planar strike-slip fault consisting of two planar parts  $F_1$  and  $F_2$  with edges parallel to the free surface. The first part  $F_1$  which is situated in elastic layer of depth  $H$  inclined at an angle  $\theta_1$  with horizontal and second part  $F_2$  which is situated in viscoelastic half-space inclined at an angle  $\theta_2$  with horizontal.

We introduce a rectangular Cartesian coordinate system  $(y_1, y_2, y_3)$  with origin  $o$  at free surface with the plane free surface  $y_3 = 0$  and  $y_1$  axis is taken along the straight line on the free surface which is parallel to upper edge of the fault. The boundary between layer and half-space is given by  $y_3 = H$ .

For convenience of the analysis we introduce another two rectangular system of Cartesian coordinates  $(y'_1, y'_2, y'_3)$  and  $(y''_1, y''_2, y''_3)$  associate with the parts  $F_1$  and  $F_2$  of the fault respectively with origin at  $o'(0, 0, d_1)$  for first and  $o''(0, l_1 \cos \theta_1, d_1 + l_1 \sin \theta_1)$  for second part.

The plane of first part  $F_1$  of the fault is given by the plane  $y'_2 = 0$  and the plane of second part  $F_2$  of the fault is given by the plane  $y''_2 = 0$ . With this choice of axes the layered medium occupies the region  $0 \leq y_3 \leq H$  and the half space occupies the region  $y_3 \geq H$ . While the fault is given by  $(F_1 : y'_2 = 0, 0 \leq y'_3 \leq l_1 \text{ and } F_2 : y''_2 = 0, 0 \leq y''_3 \leq l_2)$ . The relations between  $(y_1, y_2, y_3), (y'_1, y'_2, y'_3)$  and  $(y''_1, y''_2, y''_3)$  are given by:

$$\begin{aligned} y_1 &= y'_1, \\ y_2 &= y'_2 \sin \theta_1 + y'_3 \cos \theta_1, \\ y_3 &= -y'_2 \cos \theta_1 + y'_3 \sin \theta_1 + d_1, \end{aligned}$$

and

$$\begin{aligned} y_1 &= y''_1, \\ y_2 &= y''_2 \sin \theta_2 + y''_3 \cos \theta_2 + l_1 \cos \theta_1, \\ y_3 &= -y''_2 \cos \theta_2 + y''_3 \sin \theta_2 + l_1 \sin \theta_1. \end{aligned}$$

A section of the theoretical model by the plane  $y_1 = 0$  has been shown in Figure 1 in which the coordinate axes  $(y_2, y_3)$ ,  $(y'_2, y'_3)$  and  $(y''_2, y''_3)$  have also been identified.

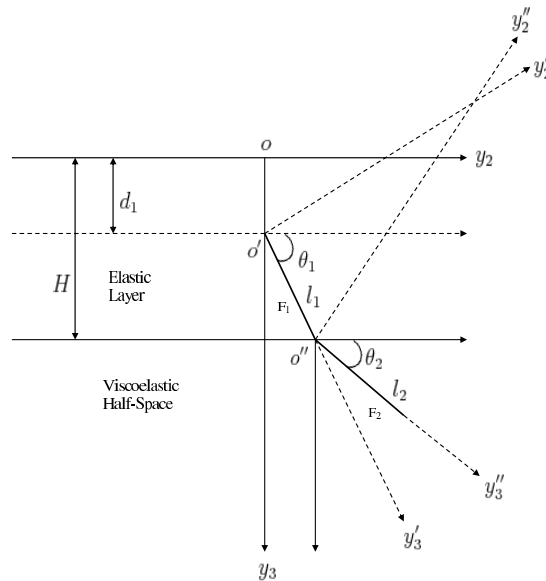


Figure 1: Section of the model by the plane  $y_1 = 0$  and coordinate system.

We assume that the length of the faults are large compared to their depths, so that the displacements, stresses and strains may be taken to be independent of  $y_1$  and dependent on  $y_2, y_3$  and time  $t$ . With this assumption, the components of displacement, stress and strain  $u_1, (\tau_{12}, \tau_{13})$  and  $(e_{12}, e_{13})$  in the elastic layer and  $u'_1, (\tau'_{12}, \tau'_{13})$  and  $(e'_{12}, e'_{13})$  in the viscoelastic half space are found to be associated with the strike-slip movement of the fault. The material of the half-space is assumed to be linearly viscoelastic and of the Maxwell type.

We start with a situation when the model is in a quasi-static, aseismic state and is undergoing slow, aseismic deformations, with a shear stress  $\tau_\infty$  in the model far away from the fault maintained by some tectonic forces arising possibly due to mantle convection and other geological changes. We measure the time  $t$  from a suitable instant in the aseismic state of the model, before any fault movement occurs.

For the elastic layer, the constitutive equations are taken to be

$$\left. \begin{aligned} \tau_{12} &= \mu_1 \frac{\partial u_1}{\partial y_2} \\ \tau_{13} &= \mu_1 \frac{\partial u_1}{\partial y_3} \end{aligned} \right\} \quad (1)$$

$$0 \leq y_3 \leq H, \quad -\infty < y_2 < \infty,$$

where  $\mu_1$  is the rigidity of the elastic layer.

For the viscoelastic half-space of Maxwell type, the constitutive equations are

$$\left. \begin{aligned} \left(\frac{1}{\eta} + \frac{1}{\mu_2} \frac{\partial}{\partial t}\right) \tau'_{12} &= \frac{\partial^2 u'_1}{\partial t \partial y_2} \\ \left(\frac{1}{\eta} + \frac{1}{\mu_2} \frac{\partial}{\partial t}\right) \tau'_{13} &= \frac{\partial^2 u'_1}{\partial t \partial y_3} \end{aligned} \right\} \quad (2)$$

$$y_3 \geq H, \quad t \geq 0, \quad -\infty < y_2 < \infty,$$

where  $\mu_2$  and  $\eta$  are the effective rigidity and viscosity respectively. We consider quasi-static aseismic deformation of the system when the inertial terms in the stress equations of motion are small and can be neglected, as explained by Mukhopadhyay et.al. [19]. For such aseismic deformation the stresses satisfy the relations

$$\left. \begin{aligned} \frac{\partial \tau_{12}}{\partial y_2} + \frac{\partial \tau_{13}}{\partial y_3} &= 0 \quad (0 \leq y_3 \leq H) \\ \frac{\partial \tau'_{12}}{\partial y_2} + \frac{\partial \tau'_{13}}{\partial y_3} &= 0 \quad (y_3 \geq H) \end{aligned} \right\}. \quad (3)$$

From (1), (2) and (3) we find that

$$\frac{\partial}{\partial t} (\nabla^2 u_1) = 0,$$

and

$$\frac{\partial}{\partial t} (\nabla^2 u'_1) = 0$$

which are satisfied if

$$\left. \begin{aligned} \nabla^2 u_1 &= 0 \quad (0 \leq y_3 \leq H) \\ \nabla^2 u'_1 &= 0 \quad (y_3 \geq H) \end{aligned} \right\} \quad (4)$$

$$(t \geq 0, -\infty < y_2 < \infty).$$

We assume that the upper surface of the layer is stress-free and the upper layer is in welded contact with the half-space. Then the displacements and stresses would satisfy the following boundary conditions:

$$\left. \begin{aligned} \tau_{13} &= 0 \quad \text{at } y_3 = 0, \\ \tau_{13} &= \tau'_{13} \quad \text{at } y_3 = H, \\ u_1 &= u'_1 \quad \text{at } y_3 = H, \\ \tau'_{13} &\rightarrow 0 \quad \text{as } y_3 \rightarrow \infty, \end{aligned} \right\} \quad (5)$$

$$(t \geq 0, -\infty < y_2 < \infty).$$

We assume that tectonic forces result in a shear strain far away from the fault which may changes with time. We then have the following boundary conditions:

$$\left. \begin{aligned} e_{12} &\rightarrow (e_{12})_{0\infty} + g(t) \\ e'_{12} &\rightarrow (e'_{12})_{0\infty} + g(t) \end{aligned} \right\} \quad (6)$$

as  $|y_2| \rightarrow \infty$  for  $t \geq 0$ ,

where

$$\begin{aligned}(e_{12})_{0\infty} &= \lim_{|y_2| \rightarrow \infty} (e_{12})_0 \\ (e'_{12})_{0\infty} &= \lim_{|y_2| \rightarrow \infty} (e'_{12})_0,\end{aligned}$$

where  $(e_{12})_0$ ,  $(e'_{12})_0$  are the values of  $e_{12}$  and  $e'_{12}$  at  $t = 0$  and  $g(t)$  is a continuous function of  $t$  such that  $g(0) = 0$ . Same  $g(t)$  is taken for both  $e_{12}$  and  $e'_{12}$ , since the media are in welded contact.

### 2.1. Initial Conditions:

We measure time  $t$  from a suitable instant when the model is in aseismic state and there is no seismic disturbance in it.  $(u_1)_0$ ,  $(u'_1)_0$ ,  $(\tau_{12})_0$ ,  $(\tau'_{12})_0$ ,  $(\tau_{13})_0$ ,  $(\tau'_{13})_0$ ,  $(e_{12})_0$ ,  $(e'_{12})_0$ ,  $(e_{13})_0$ ,  $(e'_{13})_0$  are values of  $u$ ,  $u'$ ,  $\tau_{12}$ ,  $\tau'_{12}$ ,  $\tau_{13}$ ,  $\tau'_{13}$ ,  $e_{12}$ ,  $e'_{12}$ ,  $e_{13}$ ,  $e'_{13}$  at time  $t = 0$  and they satisfy the relations (1)–(6).

### 2.2. Displacements, Stresses and Strains in the Absence of Fault Movement:

We start with the situation when the system is in aseismic state. In this case displacements, stresses and strains are continuous throughout the system and all the equations and boundary conditions given in (1)–(6) are valid. To obtain the solutions for displacements, stresses and strains in absence of any fault movement, we take Laplace transformations of (1)–(6) with respect to time  $t$ . This gives us a boundary value problem which can be solved easily. Finally, on inverting the Laplace transforms we get the following solutions

$$\left. \begin{aligned}u_1 &= (u_1)_0 + y_2 g(t) \\ \tau_{12} &= (\tau_{12})_0 + \mu_1 g(t), \\ \tau_{13} &= (\tau_{13})_0, \\ e_{12} &= (e_{12})_0 + g(t), \\ \tau'_{12} &= (\tau'_{12})_0 + \mu_1 \sin \theta g(t),\end{aligned} \right\} \quad (7)$$

$$\left. \begin{aligned}u'_1 &= (u'_1)_0 + y_2 g(t), \\ \tau'_{12} &= (\tau'_{12})_0 \exp\left(-\frac{\mu_2 t}{\eta}\right) + \mu_2 \int_0^t g_1(\tau) \exp\left\{-\frac{\mu_2(t-\tau)}{\eta}\right\} d\tau, \\ \tau'_{13} &= (\tau'_{13})_0 \exp\left(-\frac{\mu_2 t}{\eta}\right) \\ e'_{12} &= (e'_{12})_0 + g(t)\end{aligned} \right\}, \quad (8)$$

where  $g_1(t) = \frac{d}{dt}\{g(t)\}$ .

We assume that the strain  $e_{12}$  and  $e'_{12}$  gradually increases under the action of  $\tau_{\infty}$ . So that both  $g(t)$  and  $g_1(t)$  are taken to be increasing functions of time  $t$ . From (7) and (8) we find that both  $\tau_{12}$  and  $\tau'_{12}$  increase with time. When the accumulated stresses exceeds some threshold values the fault parts  $F_1$  and  $F_2$  undergo sudden movement resulting in an earthquake.

### 2.3. Displacements, Stresses and Strains after the Restoration of Aseismic State Following a Sudden Strike-slip Movement Across the Fault part $F$ :

The sudden movement across  $F$  has two constitutive parts— movement across  $F_1$  and at the same time a movement across  $F_2$ . We first consider the effect of sudden movement across  $F_1$ . It is to be noted that due to the sudden fault movement across the fault  $F$ , the accumulated stress will be released at least to some extent and the fault becomes locked again when the shear stress near the fault has sufficiently been released. For a comparatively short period of time, during and after the sudden fault movement when the seismic disturbances generated by this fault movement are still present in the vicinity of the fault, the inertial forces are not small and can not be neglected. We leave out this short period of time, during and immediately after sudden fault movement and consider the model after the restoration of the aseismic state, which happens when the seismic disturbances near the fault gradually disappear. We shall determine the displacements, stresses and strains during the second phase of aseismic state with respect to new time origin  $t = 0$ , denoting the instant at which this aseismic state has been restored in the system after sudden fault movement.

We note that, for period  $t \geq 0$  (corresponding to the new phase of aseismic state of the model re-established after the sudden fault movement), the inertial forces again become very small and are therefore neglected, so that all the equations from (1)–(6) are valid in this case also. The displacements, stresses and strains are continuous everywhere except for the fault  $F_1, F_2$ . The displacement component  $u_1$  has a discontinuity which characterises the sudden fault movement across the fault  $F_1$  given by the following conditions:

$$[u_1] = U_1 f_1(y'_3) \text{ across } F_1 (y'_2 = 0, 0 \leq y'_3 \leq l_1, t \geq 0), \quad (9)$$

where  $[u_1]$  is the discontinuity of  $u_1$  across  $F_1$  defined as

$$[u_1] = \lim_{y'_2 \rightarrow 0^+} (u_1) - \lim_{y'_2 \rightarrow 0^-} (u_1),$$

and  $f_1(y'_3)$  is a continuous function of  $y'_3$  giving the dependence of the relative displacement across  $F_1$  on the depth along the fault part  $F_1$  and  $U_1$  is a constant, independent of  $y'_2, y'_3$ . Similarly, for sudden movement across  $F_2$ , we have:

$$[u'_1] = U_2 f_2(y''_3) \text{ across } F_2 (y''_2 = 0, 0 \leq y''_3 \leq l_2, t \geq 0), \quad (10)$$

where  $[u'_1]$  is the discontinuity of  $u'_1$  across  $F_2$  defined as

$$[u'_1] = \lim_{y''_2 \rightarrow 0^+} (u'_1) - \lim_{y''_2 \rightarrow 0^-} (u'_1),$$

and  $f_2(y''_3)$  is a continuous function of  $y''_3$  giving the dependence of the relative displacement across  $F_2$  on the depth along the fault part  $F_2$  and  $U_2$  is a constant, independent of  $y''_2, y''_3$ .

The stresses and strains  $\tau_{12}, \tau_{13}, \tau'_{12}, \tau'_{13}, e_{12}, e'_{12}$  are continuous everywhere in the model.

We try to obtain displacements and stresses for  $t \geq 0$  (with new time origin) due to movement across  $F_1$  in the form

$$\left. \begin{aligned} u_1 &= (u_1)_1 + (u_1)_2, \\ \tau_{12} &= (\tau_{12})_1 + (\tau_{12})_2, \\ \tau_{13} &= (\tau_{13})_1 + (\tau_{13})_2, \\ u'_1 &= (u'_1)_1 + (u'_1)_2, \\ \tau'_{12} &= (\tau'_{12})_1 + (\tau'_{12})_2, \\ \tau'_{13} &= (\tau'_{13})_1 + (\tau'_{13})_2 \end{aligned} \right\}, \quad (11)$$

where  $(u_1)_1, (\tau_{12})_1, \dots, (\tau'_{13})_1$  satisfy relations (1)–(8) are continuous everywhere in the model. The solutions for  $(u_1)_1, (\tau_{12})_1, \dots, (\tau'_{13})_1$  are therefore given by

$$\left. \begin{aligned} (u_1)_1 &= (u_1)_p + y_2 g(t), \\ (\tau_{12})_1 &= (\tau_{12})_p + \mu_1 g(t), \\ (\tau_{13})_1 &= (\tau_{13})_p, \end{aligned} \right\} \quad (12)$$

$$\left. \begin{aligned} (u'_1)_1 &= (u'_1)_p + y_2 g(t), \\ (\tau'_{12})_1 &= (\tau'_{12})_p \exp\left(-\frac{\mu_2 t}{\eta}\right) + \mu_2 \int_0^t g_1(\tau) \exp\left\{-\frac{\mu_2(t-\tau)}{\eta}\right\} d\tau, \\ (\tau'_{13})_1 &= (\tau'_{13})_p \exp\left(-\frac{\mu_2 t}{\eta}\right) \end{aligned} \right\}, \quad (13)$$

where  $(u_1)_p, (u'_1)_p, \dots, (\tau'_{13})_p$  are the values of  $(u_1)_1, (u'_1)_1, \dots, (\tau'_{13})_1$  at time  $t = 0$  (i.e. the new time origin) satisfying all conditions from (1)–(8) and  $g_1(t) = \frac{d}{dt}g(t)$  and  $(u_1)_2, (u'_1)_2, \dots, (\tau'_{13})_2$  satisfy the relations (1)–(5) and the dislocation condition (9) together with the following conditions:

$$\left. \begin{aligned} (e_{12}) &\rightarrow 0 \text{ as } |y_2| \rightarrow \infty \text{ for } t \geq 0, \\ (e'_{12}) &\rightarrow 0 \text{ as } |y_2| \rightarrow \infty \text{ for } t \geq 0 \end{aligned} \right\}. \quad (14)$$

Thus  $(u_1)_2, (u'_1)_2, \dots, (\tau'_{13})_2$  satisfy the following relations

$$\left. \begin{aligned} (\tau_{12})_2 &= \mu_1 \frac{\partial}{\partial y_2} (u_1)_2, \\ (\tau_{13})_2 &= \mu_1 \frac{\partial}{\partial y_3} (u_1)_2, \end{aligned} \right\} \quad (15)$$

$$-\infty < y_2 < \infty, \quad 0 \leq y_3 \leq H, \quad t \geq 0$$

$$\left. \begin{aligned} \left(\frac{1}{\eta} + \frac{1}{\mu_2} \frac{\partial}{\partial t}\right) (\tau'_{12})_2 &= \frac{\partial^2 (u'_1)_2}{\partial t \partial y_2} \\ \left(\frac{1}{\eta} + \frac{1}{\mu_2} \frac{\partial}{\partial t}\right) (\tau'_{13})_2 &= \frac{\partial^2 (u'_1)_2}{\partial t \partial y_3} \end{aligned} \right\} \quad (16)$$

$$-\infty < y_2 < \infty, \quad y_3 \geq H, \quad t \geq 0$$

$$\left. \begin{aligned} \frac{\partial}{\partial y_2}(\tau_{12})_2 + \frac{\partial}{\partial y_3}(\tau_{13})_2 &= 0, \quad 0 \leq y_3 \leq H \\ \frac{\partial}{\partial y_2}(\tau'_{12})_2 + \frac{\partial}{\partial y_3}(\tau'_{13})_2 &= 0, \quad y_3 \geq H \end{aligned} \right\} \quad (17)$$

$$\begin{aligned} -\infty < y_2 < \infty, \quad t \geq 0 \\ \left. \begin{aligned} \nabla^2(u_1)_2 &= 0, \quad 0 \leq y_3 \leq H \\ \nabla^2(u'_1)_2 &= 0, \quad y_3 \geq H \end{aligned} \right\} \quad (18) \end{aligned}$$

$$\begin{aligned} -\infty < y_2 < \infty, \quad t \geq 0 \\ \left. \begin{aligned} (\tau_{13})_2 &= 0 \text{ at } y_3 = 0 \\ (\tau_{13})_2 &= (\tau'_{13})_2 \text{ at } y_3 = H \\ (u_1)_2 &= (u'_1)_2 \text{ at } y_3 = H \\ (\tau'_{13})_2 &\text{ to } 0 \text{ as } y_3 \text{ to } \infty \end{aligned} \right\} \quad (19) \end{aligned}$$

$$\begin{aligned} -\infty < y_2 < \infty, \quad t \geq 0 \\ \left. \begin{aligned} (e_{12})_2 &\text{ to } 0 \\ (e'_{12})_2 &\text{ to } 0 \end{aligned} \right\} \quad (20) \end{aligned}$$

$$\text{as } |y_2| \text{ to } \infty, \quad t \geq 0$$

and

$$[(u_1)_2] = U_1 f_1(y'_3) \text{ across } F_1 : (y'_2 = 0, 0 \leq y'_3 \leq l_1, t \geq 0) \}. \quad (21)$$

To obtain the solutions for  $(u_1)_2, (u'_1)_2, \dots, (\tau'_{13})_2$  satisfying the above relations, we take Laplace transforms of these relations with respect to  $t$ . The resulting boundary value problem involving  $(\bar{u}_1)_2, (\bar{u}'_1)_2, \dots, (\bar{\tau}'_{13})_2$ , which are the Laplace transforms of  $(u_1)_2, (u'_1)_2, \dots, (\tau'_{13})_2$  respectively with respect to  $t$ , can be solved by using a modified form of Green's function technique developed by Maruyama, T. [15] and Rybicki, K. [26] as explained in the appendix. On taking inverse Laplace transforms, we obtain the complete solutions for  $(u_1)_2, (u'_1)_2, \dots, (\tau'_{13})_2$  for  $t \geq 0$ . Finally we obtain the complete solutions  $u_1, u'_1, \dots, \tau'_{13}$  from (11) as follows:

$$\left. \begin{aligned} u_1(y_2, y_3, t) &= (u_1)_p + y_2 g(t) + \frac{U_1}{2\pi} \psi_1(y_2, y_3, t) \\ e_{12}(y_2, y_3, t) &= (e_{12})_p + g(t) + \frac{U_1}{2\pi} \psi_2(y_2, y_3, t) \\ \tau_{12}(y_2, y_3, t) &= (\tau_{12})_p + \mu_1 g(t) + \frac{\mu_1 U_1}{2\pi} \psi_2(y_2, y_3, t) \\ \tau_{13}(y_2, y_3, t) &= (\tau_{13})_p + \frac{\mu_1 U_1}{2\pi} \psi_3(y_2, y_3, t) \\ \tau_{1'2'} &= \tau_{12} \sin \theta_1 - \tau_{13} \cos \theta_1 \\ u'_1(y_2, y_3, t) &= (u'_1)_p + y_2 g(t) + \frac{U_1}{\pi} \phi_1(y_2, y_3, t) \\ \tau'_{12}(y_2, y_3, t) &= (\tau'_{12})_p \exp\left(-\frac{\mu_2 t}{\eta}\right) + \mu_2 \int_0^t g_1(\tau) \exp\left\{-\frac{\mu_2(t-\tau)}{\eta}\right\} d\tau + \frac{U_1}{\pi} \phi_2(y_2, y_3, t) \\ \tau'_{13}(y_2, y_3, t) &= (\tau'_{13})_p \exp\left(-\frac{\mu_2 t}{\eta}\right) + \frac{U_1}{\pi} \phi_3(y_2, y_3, t) \\ \tau'_{1''2''} &= \tau'_{12} \sin \theta_2 - \tau'_{13} \cos \theta_2 \end{aligned} \right\}, \quad (22)$$



where  $\psi_1, \psi_2, \psi_3$  and  $\phi_1, \phi_2, \phi_3$  are given in the appendix.

Due to movement of fault part  $F_2$  the displacement component  $(u_1)_3$ , stress components  $(\tau_{12})_3, (\tau_{13})_3$  of elastic layer satisfies equations (1)–(5) and displacement component  $(u'_1)_3$ , stress components  $(\tau'_{12})_3, (\tau'_{13})_3$  of viscoelastic half-space satisfies also equations (1)–(5) and also they satisfies dislocations condition (9) together with the conditions

$$\begin{aligned}(e_{12})_3 &\rightarrow 0 \text{ as } |y_2| \rightarrow \infty \text{ for } t \geq 0, \\ (e'_{12})_3 &\rightarrow 0 \text{ as } |y_2| \rightarrow \infty \text{ for } t \geq 0.\end{aligned}$$

Using the similar method we get the solution as

$$\left. \begin{aligned}(u_1)_3(y_2, y_3, t) &= \frac{U_2}{\pi} \psi'_1(y_2, y_3, t) \\ (e_{12})_3(y_2, y_3, t) &= \frac{U_2}{\pi} \psi'_2(y_2, y_3, t) \\ (\tau_{12})_3(y_2, y_3, t) &= \frac{\mu_1 U_2}{\pi} \psi'_2(y_2, y_3, t) \\ (\tau_{13})_3(y_2, y_3, t) &= \frac{\mu_1 U_2}{\pi} \psi'_3(y_2, y_3, t) \\ (u'_1)_3(y_2, y_3, t) &= \frac{U_2}{2\pi} \phi'_1(y_2, y_3, t) \\ (\tau'_{12})_3(y_2, y_3, t) &= \frac{U_2}{2\pi} \phi'_2(y_2, y_3, t) \\ (\tau'_{13})_3(y_2, y_3, t) &= \frac{U_2}{2\pi} \phi'_3(y_2, y_3, t)\end{aligned}\right\}, \quad (23)$$

where the explicit form of functions  $\psi'_1, \psi'_2, \psi'_3, \phi'_1, \phi'_2, \phi'_3$  are given by (A30), (A31), (A32), (A34), (A35), (A36) respectively in the appendix.

The complete solution is given by

$$\left. \begin{aligned}u_1 &= (u_1)_1 + (u_1)_2 + (u_1)_3, \\ e_{12} &= (e_{12})_1 + (e_{12})_2 + (e_{12})_3, \\ \tau_{12} &= (\tau_{12})_1 + (\tau_{12})_2 + (\tau_{12})_3, \\ \tau_{13} &= (\tau_{13})_1 + (\tau_{13})_2 + (\tau_{13})_3, \\ u'_1 &= (u'_1)_1 + (u'_1)_2 + (u'_1)_3, \\ \tau'_{12} &= (\tau'_{12})_1 + (\tau'_{12})_2 + (\tau'_{12})_3, \\ \tau'_{13} &= (\tau'_{13})_1 + (\tau'_{13})_2 + (\tau'_{13})_3\end{aligned}\right\}. \quad (24)$$

It is found that for sudden movement the displacements, stresses and strains will be finite and single valued everywhere in the model, if the following conditions are satisfied: For  $f_1(y'_3)$ :

- i)  $f_1(y'_3), f'_1(y'_3)$  are continuous functions of  $y'_3$  for  $0 \leq y'_3 \leq l_1$
- ii)  $f'_1(0) = 0$ .

- iii)  $f_1''(y_3')$  is continuous in  $0 \leq y_3' \leq l_1$  except for a finite number of points of finite discontinuity in  $0 \leq y_3' \leq l_1$  or,  $f_1''(y_3')$  is continuous in  $0 < y_3' < l_1$  and there exist real constants  $m, n < 1$  such that  $(y_3')^m f_1''(y_3') \rightarrow 0$  or to a finite limit as  $y_3' \rightarrow 0^+$  and that  $(l_1 - y_3')^n f_1''(y_3') \rightarrow 0$  or to a finite limit as  $y_3' \rightarrow l_1^-$ .

For  $f_2(y_3'')$  :

- i)  $f_2(y_3''), f_2'(y_3'')$  are continuous functions of  $y_3''$  for  $0 \leq y_3'' \leq l_2$ .
- ii)  $f_2(l_2) = 0$  and  $f_2'(0) = f_2'(l_2) = 0$ .
- iii) Either  $f_2''(y_3'')$  is continuous in  $0 \leq y_3'' \leq l_2$  or,  $f_2''(y_3'')$  is continuous in  $0 \leq y_3'' \leq l_2$  except for a finite number of points of finite discontinuity in  $0 \leq y_3'' \leq l_2$  or,  $f_2''(y_3'')$  is continuous in  $0 < y_3'' < l_2$  and there exist real constants  $m, n < 1$  such that  $(l_2 - y_3'')^m f_2''(y_3'') \rightarrow 0$  or to a finite limit as  $y_3'' \rightarrow l_2^-$  and  $(y_3'')^n f_2''(y_3'') \rightarrow 0$  or to a finite limit as  $y_3'' \rightarrow 0^+$ .

### 3. Results and Discussions

The following values of the model parameters are taken for numerical computations:  $l_1 = 10$  km.,  $l_2 = 12$  km. are length of the fault parts  $F_1$  and  $F_2$  respectively.

$H =$  width of the elastic layer = 40 km, representing the upper part of the lithosphere (the crust).

$\mu_1 =$  the rigidity of the elastic layer =  $3.0 \times 10^{11}$  dyne/sq.cm.

$\mu_2 =$  the effective rigidity of the viscoelastic half space representing the asthenosphere (up to depth of about 600 km) =  $3.78 \times 10^{11}$  dyne/sq.cm.

$\eta =$  the viscosity of the half space =  $3 \times 10^{21}$  poise.

$U_1 = 40$  cm and  $U_2 = 40$  cm, are slip across the fault  $F_1$  and  $F_2$  respectively.

The above values are taken from different books and research publications (e.g. Cathles [2], Chift, Pet.al. [3], Karato, S. [12]).

We carried out the numerical computations with the following choice of  $f_1(y_3')$  and  $f_2(y_3'')$ :  $f_1(y_3') = 1 - (\frac{y_3'}{l_1})^2 + \frac{1}{2}(\frac{y_3'}{l_1})^3$  and  $f_2(y_3'') = \frac{(y_3'' - l_2)^2}{2l_2^4}$ . The depth dependence of  $f_1$  and  $f_2$  are so chose in a way that the continuity at the common edge be maintained i.e.  $f_1(at y_3' = l_1) = f_2(at y_3'' = l_2) = k$  is chosen as  $\frac{1}{2}$  (may be taken otherwise). This continuity condition however violated the conditions stated earlier for bounded stress even at the common edge. However, stress very close to this common edge are found to be bounded.

We compute the following quantities:

- i) Additional surface displacement due to fault movement

$$W = [u_1 - (u_1)_1 - y_2 g(t)]_{y_3=0} \text{ at } t = 0, \text{ just after the commencement of the fault creep.}$$

$$= \frac{U_1}{2\pi} \psi_1 + \frac{U_2}{\pi} \psi_1' \text{ for different values of } \theta_1 \text{ and } \theta_2 \text{ (Figures 2 and 3).}$$

ii) Surface shear strain ( $R_s$ ) given by

$$\begin{aligned} R_s &= [e_{12} - (e_{12})_p - g(t)]_{y_3} = 0 \text{ at } t = 0, \text{ just after the commencement of the fault creep.} \\ &= \frac{U_1}{2\pi} \psi_2 + \frac{U_2}{\pi} \psi'_2 \text{ (Figures 4 and 5).} \end{aligned}$$

iii) Variation of shear stress  $\tau_{12}$  with depth within the elastic layer and viscoelastic half space are respectively given by

$$\begin{aligned} (\tau_{12}) &= \tau_{12} - (\tau_{12})_p - \mu_1 g(t) \\ &= \frac{\mu_1 U_1}{2\pi} \psi_2 + \frac{\mu_1 U_2}{\pi} \psi'_2 \text{ (in Figure 6)} \end{aligned}$$

and

$$\begin{aligned} (\tau_{12})' &= \tau'_{12} - (\tau'_{12})_p e^{-\frac{\mu_2}{\eta} t} + \mu_2 \int_0^t g_1(\tau) \exp\left\{-\frac{\mu_2}{\eta}(t - \tau)\right\} d\tau \\ &= \frac{U_1}{\pi} \phi_2 + \frac{U_2}{2\pi} \phi'_2 \text{ (in Figure 7).} \end{aligned}$$

iv) Variation of shear stress  $\tau_{13}$  with depth within the elastic layer and viscoelastic half space are respectively given by

$$\begin{aligned} (\tau_{13}) &= \tau_{13} - (\tau_{13})_p \\ &= \frac{\mu_1 U_1}{2\pi} \psi_3 + \frac{\mu_1 U_2}{\pi} \psi'_3 \text{ (in Figure 8)} \end{aligned}$$

and

$$\begin{aligned} (\tau_{13})' &= \tau'_{13} - (\tau'_{13})_p e^{-\frac{\mu_2}{\eta} t} \\ &= \frac{U_1}{\pi} \phi_3 + \frac{U_2}{2\pi} \phi'_3 \text{ (in fig. 9).} \end{aligned}$$

v) The stress pattern changes due to the presence of an elastic layer over lying the viscoelastic half space when compared with the half space model.  $(T_{12})$  represent these changes due to presence of the layer given by:

$$\begin{aligned} T_{12} &= \sin \theta_1 \left( \frac{\mu_1 U_1}{2\pi} \times \text{series part of } \psi_2 + \frac{\mu_1 U_2}{\pi} \times \text{series part of } \psi'_2 \right) \\ &\quad - \cos \theta_1 \left( \frac{\mu_1 U_1}{2\pi} \times \text{series part of } \psi_3 + \frac{\mu_1 U_2}{\pi} \times \text{series part of } \psi'_3 \right) \text{ (in Figure 10).} \end{aligned}$$

Figures 2 and 3 show the surface displacements due to the fault movements across  $F_1$  and  $F_2$  after one year with different combinations of  $\theta_1$  and  $\theta_2$ . For  $\theta_1 = \theta_2 = \frac{\pi}{2}$ , the surface displacement curve is anti-symmetric. In each case there are regions of displacements in opposite directions with one maximum in each direction. The magnitude of surface displacements is

of the order of (-2) cm to (+3) cm, depending on  $\theta_1$  and  $\theta_2$ . As we move away from the fault  $|W| \rightarrow 0$  as expected.

Figures 4 and 5 show the change in surface shear strain immediately after the sudden movement across  $F_1$  and  $F_2$ , for different values of  $\theta_1$  and  $\theta_2$ . It is found from these figures that movement across the part  $F_1$  is more pronounced on the change of surface shear strain. In both the cases, the magnitude of strain is of the order of  $10^{-7}$ , which is good agreement with the observed value. The changes in shear strain is found to be maximum near the faults and gradually die out as we move away from the fault.

Figure 6 indicates the changes in shear stress  $\tau_{12}$  with depth in the layer 10 years after the re-establishment of aseismic state following the sudden movement across  $F_1$  and  $F_2$  along a vertical at which  $y_2 = 15$  km. It is found that there is a region of marginal accumulation up to a depth of about 15 km and thereafter the accumulated stresses reduce to some extent due to the sudden movement across the fault. The magnitude of stress enhancement reduction depends on the angles  $\theta_1$  and  $\theta_2$ .

Figure 7 show the variations of shear stress  $\tau_{12}$  with depth in the half space due to fault movement along a vertical through  $y_2 = 15$  km one year after sudden movement. For vertical fault ( $\theta_1 = \theta_2 = \frac{\pi}{2}$ ), the changes are negligibly small. It is found that in most of the region in the half space there are stress reduction up to a depth of about 70 km from the the free surface. The magnitude of stress reduction however does not exceed 45 bars. The reduction attains maximum values at a depth of about (30-45) km, that is just below the lower edge of the fault segment  $F_2$ . The effect of the fault movement dies out beyond  $y_3 = 70$  km.

Figures 8 and 9 show the changes in the stress component ( $\tau_{13}$ ) induced by the fault movement in the layer and in the half space respectively along vertical at which  $y_2 = 15$  km one year after the re-establishment the aseismic state following the sudden movement across the fault. In the layer there are a region of stress accumulation up to a depth about 35 km followed by the narrow region of about 5 km depth where accumulated stress are reduced due to fault movement. The angles of inclination of the fault parts  $F_1$  and  $F_2$  do not have much influence on the changes in the stress pattern. In the layer however the entire region is a stress reducing region indicating that accumulated stress in this region will be reduced some extent due to the sudden movement of the faults. The effects become negligibly small at a depth greater than or equal to 70 km from the free surface.

A comparative studying for layered model and half space model of the lithosphere- asthenosphere system:

Most often the lithosphere- asthenosphere system are modelled by taking an elastic layer overlying the viscoelastic half space. An attempt has been made to identify the extent to which in stress accumulation pattern due to fault movement differ if we stress upon a single half space model instead of a layered model.

In the expression for stresses given in equation (24) the part involving infinite series are due to the presence of the elastic layer. Numerical computations show that contribution of this part remain well below the value 0.1 bar at a point for which  $y_2 = 2$  km and  $y_3 = 10$  km increasing very slowly with time ( 0.0002 bar/year (Figure 10)). The ratio of change in magnitude of  $\tau_{12}$  for half space model and layered model is found to be (400:1) indicating that a half space model quite reasonable for representing lithosphere-asthenosphere system.

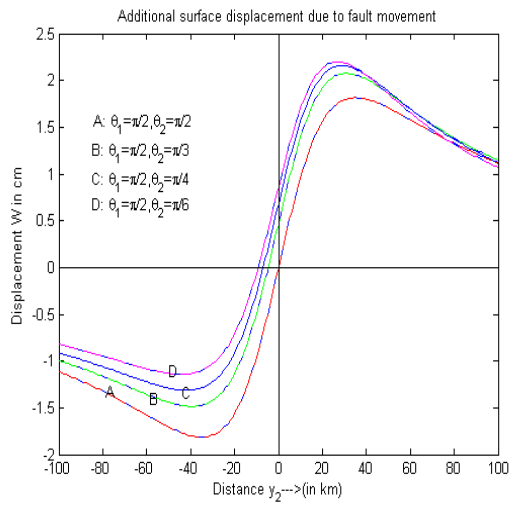


Figure 2: Additional surface displacement due to fault movement.

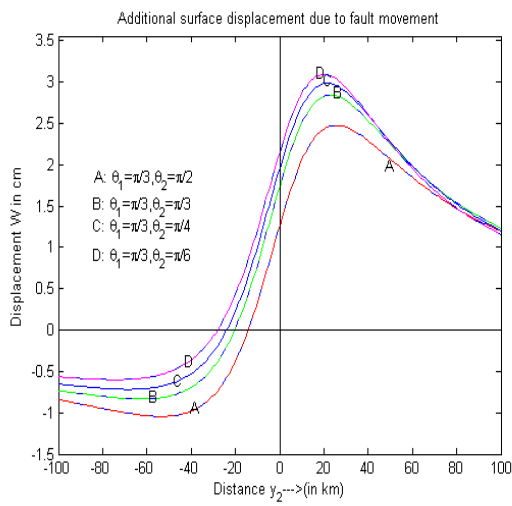


Figure 3: Additional surface displacement due to fault movement.

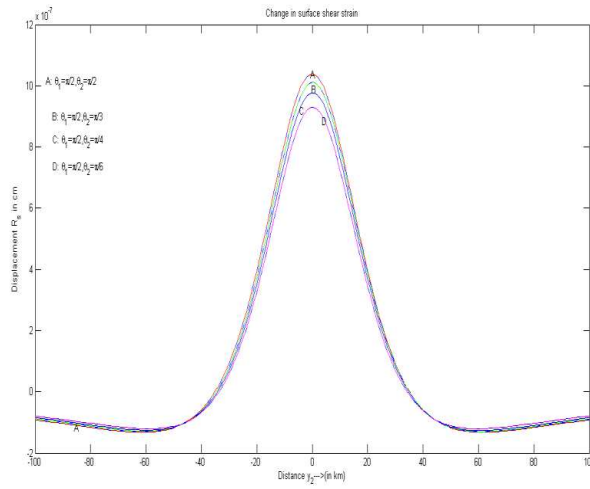


Figure 4: Change in shear strain.

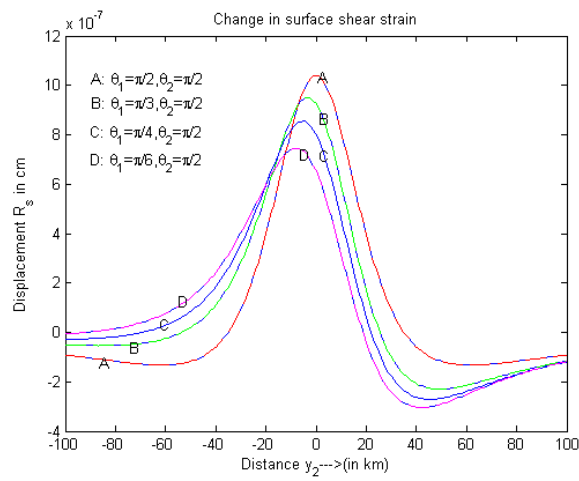


Figure 5: Change in shear strain.

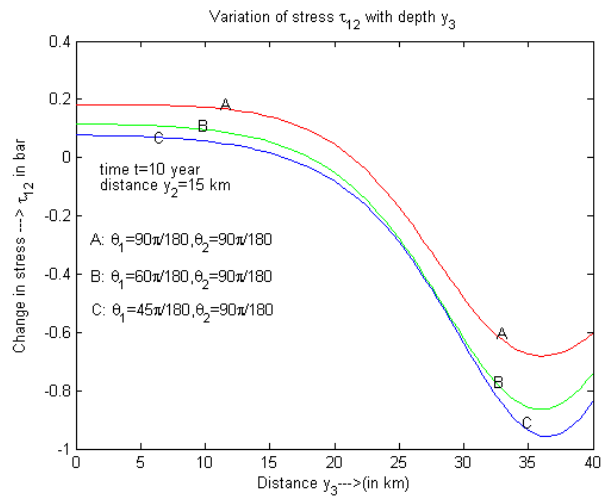


Figure 6: Variation of shear stress with depth in elastic layer.

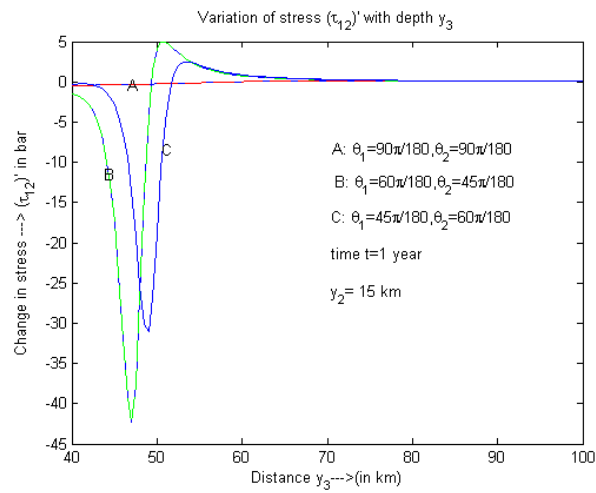


Figure 7: Variation of shear stress with depth in viscoelastic half space.

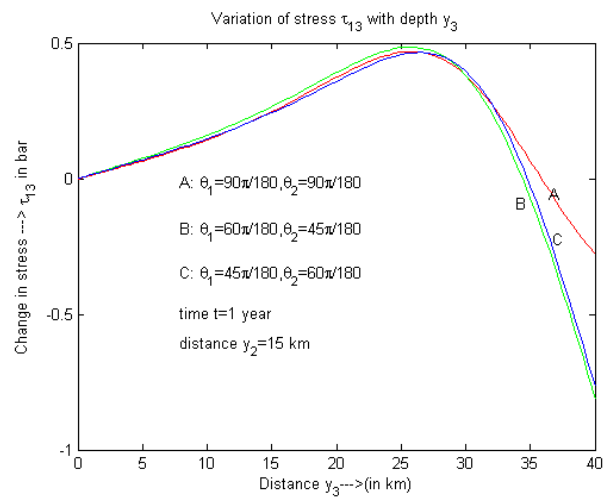


Figure 8: Variation of shear stress with depth in elastic layer.



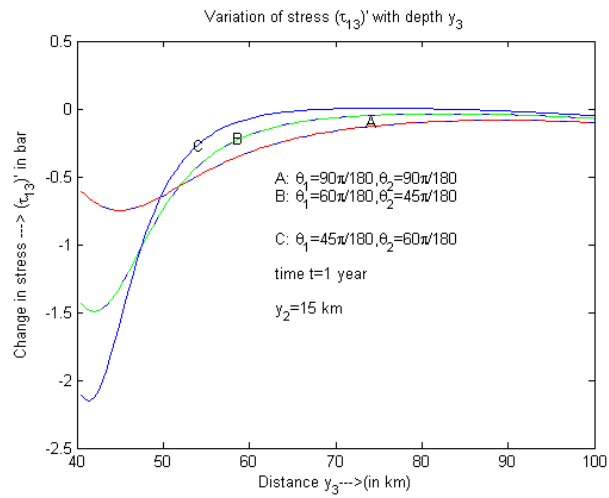


Figure 9: Variation of shear stress with depth in viscoelastic half space.

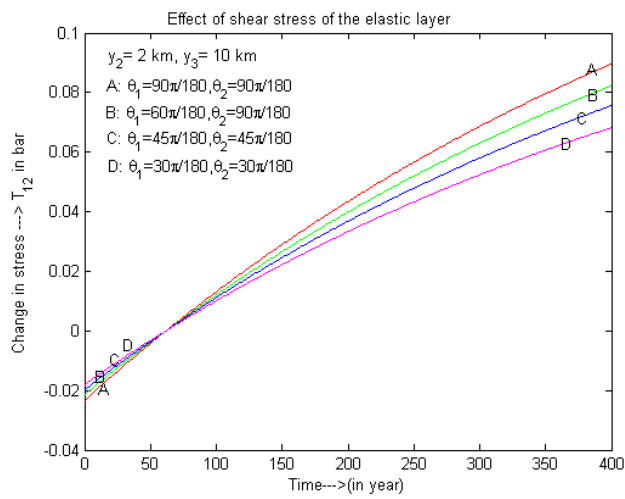


Figure 10: Changes in stress pattern due to presence of an elastic layer overlying the viscoelastic half space.

**ACKNOWLEDGEMENTS** The author Asish Karmakar thanks his school administration for giving the permission of research work.

### References

- [1] U.S. Brink, R. Katzmanl, and J. Lin. *Three-Dimensional Models of Deformation Near Strike-Slip Faults*, J.G.R. 101, B7, 16, 20516,220, 1996.
- [2] L.M. Cathes III. *The Viscoelasticity of the Earth's Mantle*, Princeton University Press, Princeton, N.J, 1975.
- [3] P Chift, J. Lin, and U. Barcktiausen. *Marine and Petroleum Geology* 19, 951-970, 2002.
- [4] M.A. Chinnery. *The Deformation of the Ground Around Surface Faults*, Bull. Seis. Soc. Am. 51, 355-372, 1961.
- [5] M.A. Chinnery. *The Stress Changes that Accompany Strike-Slip Faulting*, Bull. Seis. Soc. Am. 53, 921-932, 1963.
- [6] M.A. Chinnery. *Secondary Faulting , 1, Theoretical Aspects*, Can J. Earth. Sci. 3, 163-174, 1966.
- [7] M.A. Chinnery. *Secondary faulting , 2, Geological aspects*, Can J. Earth. Sci. 3, 175-190, 1966.
- [8] M.A. Chinnery. *Earthquake Displacements Fields and the Rotation of the Earth*, 17, Dordrecht, D. Reidel., 1970.
- [9] M.A. Chinnery and D. Jovanovich. *Effect of Earth Layering on Earthquake Displacement Fields*, Bull. Seis. Soc. Am. 62, 1969-1982, 1972.
- [10] A.C. Fowler. *On the Thermal State of the Earth's Mantle*, J. Geophysics. 53, 42-51, 1983.
- [11] S. Ide and H. Aochi. *Earthquakes as Multiscale Dynamic Ruptures with Heterogeneous Fracture Surface Energy*, J.G.R. 110, B11303, 2005.
- [12] S. Karato. *Rheology of the Earth's Mantle*, A historical review Gondwana Research 18, 1, july, 2010.
- [13] F.L. Martin, R. Wang, and F. Roth. *The Effect of Input Parameters on Visco-Elastic Models of Crustal Deformation*, Fisica la Tierra 33, 14, 33-54, 2002.
- [14] T. Maruyama. *Static Elastic Dislocations in an Infinite and Semiinfinite Medium*, Bull. Earthquake Res. Inst., Tokyo Univ. 42, 289-368, 1964.
- [15] T. Maruyama. *On two Dimensional Dislocation in an Infinite and Semi-Infinite Medium*, Bull. Earthquake Res. Inst., Tokyo Univ. 44, 3, 811-871, 1966.

- [16] A. Mukhopadhyay and P. Mukherji *On Stress Accumulation in Viscoelastic Lithosphere*., Proceedings of the sixth International Symposium on earthquake engineering , Roorkee 1, 71-76. 1978.
- [17] A. Mukhopadhyay, S. Sen, and M. Maji. *On the Interaction Between Two Locked Strike-Slip Faults*, International symposium on earthquake engineering, Roorkee 1, 77-82. 1978.
- [18] A. Mukhopadhyay, S. Sen, M. Maji, and B.P. Pal. *On Stress Accumulation in the Lithosphere and Interaction Between Two Strike-Slip Faults*, Indian journal of meteorology , Hydrology and Geophysics.(Mousam) 30, 359-363. 1979.
- [19] A. Mukhopadhyay, S.Sen. and B.P. Pal. *On Stress Accumulating in a Viscoelastic Lithosphere Containing a Continuously Slipping Fault*, Bull. Soc. Earthq. Tech. 17, 1, 1-10. 1980.
- [20] A. Mukhopadhyay, S.Sen, and B.P. Pal. *On Stress Accumulation near a Continuously Slipping Fault in a Two Layer Model of Lithosphere*, Bull. Soc. Earthq.Tech. 4, 29-38. 1980.
- [21] A. Mukhopadhyay and P. Mukherjee. *On Two Interacting Creeping Vertical Surface Breaking Strike-Slip Fault in the Lithosphere*, Bull. Soc. Earthq. Tech. 21, 163-191. 1984.
- [22] A. Mukhopadhyay and P. Mukherjee. *On Two Aseismically Creeping and Interacting Buried Vertical Strike-Slip Faults in the Lithosphere*, Bull. Ind. Soc.Earthq. Tech. 23, 91-117. 1986.
- [23] D. Oglesby. *The Dynamics of Strike-Slip Faults*, Bull. Seis. Soc. Am. 95, 5, 1604-1622, 2005.
- [24] S. Rani, S.J. Singh, and N.R. Garg. *Displacements and Stress at any Point of Uniform Half Space due to Two Dimensional Buried Source*, Phys. Earth. Planet. Int. 65, 276-282, 1991.
- [25] S. Rani and S.J. Singh. *Static Deformation of a Uniform Half Space due to a Long Dip-Slip Fault*, Phys. Earth. Planet. Int. 109, 469-476, 1992.
- [26] K. Rybicki. *The Elastic Residual Field of a very Long Strike-Slip Fault in the Presence of a Discontinuity*, Bull. Seis. Soc. Am. 61, 79-92, 1971.
- [27] R. Sato. *Crustal due to Dislocation in a Multilayered Medium*, Jour. Of Phys. Of Earth 19, 1, 31-46, 1971.
- [28] R. Sato. *Stress Drop for a Finite Fault*, J. Phys. Earth 20, 397-407, 1972.
- [29] J.A. Steketee. *Some Geophysical Applications of the Theory of Dislocations*, Can. J. Phys. 36, 1168-1198, 1958.

### Appendix

Displacements, stresses and strains after the restoration of aseismic state following a sudden strike-slip movement across the fault– Method of solution. Due to movement of fault part  $F_1$ , we try to obtain the solutions for displacements and stresses in the following form:

$$\left. \begin{aligned} u_1 &= (u_1)_1 + (u_1)_2 \\ \tau_{12} &= (\tau_{12})_1 + (\tau_{12})_2 \\ \tau_{13} &= (\tau_{13})_1 + (\tau_{13})_2 \\ u'_1 &= (u'_1)_1 + (u'_1)_2 \\ \tau'_{12} &= (\tau'_{12})_1 + (\tau'_{12})_2 \\ \tau'_{13} &= (\tau'_{13})_1 + (\tau'_{13})_2 \end{aligned} \right\}, \quad (\text{A1})$$

where  $(u_1)_1, (\tau_{12})_1, \dots, (\tau'_{13})_1$  are given by (12) and (13). The components of  $(u_1)_2, (\tau_{12})_2, \dots, (\tau'_{13})_2$  satisfying the relations (15)–(21). To obtain the solutions we take the Laplace transforms of these relations with respect to  $t$  and we get

$$\left. \begin{aligned} (\bar{\tau}_{12})_2 &= \mu_1 \frac{\partial}{\partial y_2} (\bar{u}_1)_2 \\ (\bar{\tau}_{13})_2 &= \mu_1 \frac{\partial}{\partial y_3} (\bar{u}_1)_2 \end{aligned} \right\} \quad (\text{A2})$$

$$-\infty < y_2 < \infty, \quad 0 \leq y_3 \leq H, \quad t \geq 0$$

$$\left. \begin{aligned} (\bar{\tau}'_{12})_2 &= \bar{\mu}_2 \frac{\partial}{\partial y_2} (\bar{u}'_1)_2 \\ (\bar{\tau}'_{13})_2 &= \bar{\mu}_2 \frac{\partial}{\partial y_3} (\bar{u}'_1)_2 \end{aligned} \right\} \quad (\text{A3})$$

$$-\infty < y_2 < \infty, \quad y_3 \geq H, \quad t \geq 0,$$

where  $\bar{\mu}_2 = \frac{\rho}{\mu_2 + \frac{1}{\eta}}$

$$\left. \begin{aligned} \frac{\partial(\bar{\tau}_{12})}{\partial y_2} + \frac{\partial(\bar{\tau}_{13})}{\partial y_3} &= 0 \quad (0 \leq y_3 \leq H) \\ \frac{\partial(\bar{\tau}'_{12})}{\partial y_2} + \frac{\partial(\bar{\tau}'_{13})}{\partial y_3} &= 0 \quad (y_3 \geq H) \end{aligned} \right\} \quad (\text{A4})$$

$$-\infty < y_2 < \infty, \quad y_3 \geq H, \quad t \geq 0$$

$$\left. \begin{aligned} \nabla^2(\bar{u}_1)_2 &= 0 \quad (0 \leq y_3 \leq H) \\ \nabla^2(\bar{u}'_1)_2 &= 0 \quad (y_3 \geq H) \end{aligned} \right\} \quad (\text{A5})$$

$$(t \geq 0, -\infty < y_2 < \infty)$$

$$\left. \begin{aligned} (\bar{\tau}_{13})_2 &= 0 \text{ at } y_3 = 0 \\ (\bar{\tau}_{13})_2 &= (\bar{\tau}'_{13})_2 \text{ at } y_3 = H \\ (\bar{u}_1)_2 &= (\bar{u}'_1)_2 \text{ at } y_3 = H \\ (\bar{\tau}'_{13})_2 &\text{to } 0 \text{ as } y_3 \text{to } \infty \end{aligned} \right\} \tag{A6}$$

$$-\infty < y_2 < \infty, t \geq 0$$

$$\left. \begin{aligned} (\bar{e}_{12})_2 &\rightarrow 0 \\ (\bar{e}'_{12})_2 &\rightarrow 0 \end{aligned} \right\} \tag{A7}$$

$$\text{as } |y_2| \text{to } \infty, t \geq 0,$$

and

$$[(\bar{u}_1)_2] = \frac{U_1}{p} f_1(y'_3) \text{ across } F_1 : (y'_2 = 0, 0 \leq y'_3 \leq l_1, t \geq 0) \}, \tag{A8}$$

where  $\{(\bar{u}_1)_2, \dots, (\bar{\tau}'_{13})_2\} = \int_0^\infty \{(\bar{u}_1)_2, \dots, (\bar{\tau}'_{13})_2\} e^{-pt} dt$ ,  $p$  being the Laplace variable.

The boundary value problem (A1)–(A8) can be solved by using a modified Green’s function technique developed by Maruyama [15] and Rybicki [26] and following them we get

$$(\bar{u}_1)_2(Q) = \int_{F_1} [(\bar{u}_1)_2(P)] [G_{12}(P, Q) dx_3 - G_{13}(P, Q) dx_2], \tag{A9}$$

where  $Q(y_1, y_2, y_3)$  is any point in the layer and  $P(x_1, x_2, x_3)$  is any point on the fault and  $[(\bar{u}_1)_2(P)]$  is the magnitude of discontinuity in  $(\bar{u}_1)_2$  across  $F_1$  at  $P$  is equal to  $\frac{U_1}{p} f(y'_3)$  in our model. For the half space we have

$$(\bar{u}'_1)_2(Q_1) = \int_{F_1} [(\bar{u}'_1)_2(P)] [G'_{12}(P, Q_1) dx_3 - G'_{13}(P, Q_1) dx_2], \tag{A10}$$

where  $Q_1(y_1, y_2, y_3)$  is any point in the half space.

In (A9)

$$\left. \begin{aligned} G_{13}(P, Q) &= \mu_1 \frac{\partial}{\partial x_3} G_1(P, Q) \\ G_{12}(P, Q) &= \mu_1 \frac{\partial}{\partial x_2} G_1(P, Q) \end{aligned} \right\}, \tag{A11}$$

where

$$G_1(P, Q) = -\frac{1}{2\pi\mu_1} \left[ \ln \sqrt{(x_2 - y_2)^2 + (x_3 - y_3)^2} + \ln \sqrt{(x_2 - y_2)^2 + (x_3 + y_3)^2} + \sum_{n=1}^{\infty} \left( \frac{\mu_1 - \bar{\mu}_2}{\mu_1 + \bar{\mu}_2} \right)^n \left\{ \ln \sqrt{(x_2 - y_2)^2 + (x_3 - 2mH - y_3)^2} + \ln \sqrt{(x_2 - y_2)^2 + (x_3 - 2mH + y_3)^2} + \ln \sqrt{(x_2 - y_2)^2 + (x_3 + 2mH - y_3)^2} + \ln \sqrt{(x_2 - y_2)^2 + (x_3 + 2mH + y_3)^2} \right\} \right]. \tag{A12}$$

Now  $P(x_1, x_2, x_3)$  being a point on the fault  $F_1$ ,  $0 \leq x_2 \leq l_1 \cos \theta_1$ ,  $0 \leq x_3 \leq l_1 \sin \theta_1$  and  $x_2 = x_3 \cot \theta_1$ . A change in coordinate axes from  $(x_1, x_2, x_3)$  to  $(\xi'_1, \xi'_2, \xi'_3)$  connected by the relations  $x_1 = \xi'_1$ ,  $x_2 = \xi'_2 \sin \theta_1 + \xi'_3 \cos \theta_1$  and  $x_3 = -\xi'_2 \cos \theta_1 + \xi'_3 \sin \theta_1$ , is introduced so that  $\xi'_2 = 0$  and  $0 \leq \xi'_3 \leq l_1$  on  $F_1$ .

Thus we get,

$$(\bar{u}_1)_2(Q) = \frac{U_1}{2\pi p} \int_0^{l_1} f(\xi'_3) \left[ \frac{y_2 \sin \theta_1 - (y_3 - d_1) \cos \theta_1}{A_1} + \frac{y_2 \sin \theta_1 + (y_3 + d_1) \cos \theta_1}{A_2} + \sum_{m=1}^{\infty} \left( \frac{\mu_1 - \bar{\mu}_2}{\mu_1 + \bar{\mu}_2} \right)^m \left\{ \frac{y_2 \sin \theta_1 - 2mH \cos \theta_1 - (y_3 - d_1) \cos \theta_1}{A_3} + \frac{y_2 \sin \theta_1 - 2mH \cos \theta_1 + (y_3 + d_1) \cos \theta_1}{A_4} + \frac{y_2 \sin \theta_1 + 2mH \cos \theta_1 - (y_3 - d_1) \cos \theta_1}{A_5} + \frac{y_2 \sin \theta_1 + 2mH \cos \theta_1 + (y_3 + d_1) \cos \theta_1}{A_6} \right\} \right] d\xi'_3,$$

where

$$\begin{aligned} A_1 &= \xi_3'^2 - 2\xi_3' \{y_2 \cos \theta_1 + (y_3 - d_1) \sin \theta_1\} + y_2^2 + (y_3 - d_1)^2 \\ A_2 &= \xi_3'^2 - 2\xi_3' \{y_2 \cos \theta_1 - (y_3 - d_1) \sin \theta_1\} + y_2^2 + (y_3 - d_1)^2 \\ A_3 &= \xi_3'^2 - 2\xi_3' \{y_2 \cos \theta_1 + (y_3 - d_1) \sin \theta_1 + 2mH \sin \theta_1\} + y_2^2 + (y_3 - d_1)^2 + 4(y_3 - d_1) \sin \theta_1 + 4m^2 H^2 \\ A_4 &= \xi_3'^2 - 2\xi_3' \{y_2 \cos \theta_1 - (y_3 + d_1) \sin \theta_1 + 2mH \sin \theta_1\} + y_2^2 + (y_3 - d_1)^2 - 4(y_3 - d_1)mH + 4m^2 H^2 \\ A_5 &= \xi_3'^2 - 2\xi_3' \{y_2 \cos \theta_1 + (y_3 - d_1) \sin \theta_1 - 2mH \sin \theta_1\} + y_2^2 + (y_3 - d_1)^2 - 4(y_3 - d_1)mH + 4m^2 H^2 \\ A_6 &= \xi_3'^2 - 2\xi_3' \{y_2 \cos \theta_1 - (y_3 + d_1) \sin \theta_1 - 2mH \sin \theta_1\} + y_2^2 + (y_3 + d_1)^2 + 4(y_3 + d_1)mH + 4m^2 H^2 \end{aligned}$$

Taking inverse Laplace transform we get,

$$(u_1)_2 = \frac{U_1}{2\pi} \psi_1(y_2, y_3, t), \quad (A13)$$

where

$$\psi_1(y_2, y_3, t) = \int_0^{l_1} f_1(\xi'_3) \left[ \frac{y_2 \sin \theta_1 - (y_3 - d_1) \cos \theta_1}{A_1} + \frac{y_2 \sin \theta_1 + (y_3 + d_1) \cos \theta_1}{A_2} \right] d\xi'_3 + \sum_{m=1}^{\infty} \left( \frac{\alpha}{\beta} \right)^m A_m(t) \int_0^{l_1} f_1(\xi'_3) \left\{ \frac{y_2 \sin \theta_1 - 2mH \cos \theta_1 - (y_3 - d_1) \cos \theta_1}{A_3} + \frac{y_2 \sin \theta_1 - 2mH \cos \theta_1 + (y_3 + d_1) \cos \theta_1}{A_4} + \frac{y_2 \sin \theta_1 + 2mH \cos \theta_1 - (y_3 - d_1) \cos \theta_1}{A_5} + \frac{y_2 \sin \theta_1 + 2mH \cos \theta_1 + (y_3 + d_1) \cos \theta_1}{A_6} \right\} d\xi'_3 \right\}. \quad (A14)$$

From (15) we get,

$$\begin{aligned} (\tau_{12})_2 &= \frac{\mu_1 U_1}{2\pi} \frac{\partial}{\partial y_2} \psi_1(y_2, y_3, t) \\ &= \frac{\mu_1 U_1}{2\pi} \psi_2(y_2, y_3, t), \end{aligned} \quad (\text{A15})$$

where

$$\begin{aligned} \psi_2(y_2, y_3, t) &= \int_0^{l_1} f_1(\xi'_3) \left[ \frac{\xi_3'^2 \sin \theta_1 + \{(y_3 - d_1)^2 - y_2^2\} \sin \theta_1 + 2y_2(y_3 - d_1) \cos \theta_1 - 2\xi_3'(y_3 - d_1)}{A_1^2} + \right. \\ &\quad \left. \frac{\xi_3'^2 \sin \theta_1 + \{(y_3 + d_1)^2 - y_2^2\} \sin \theta_1 - 2y_2(y_3 + d_1) \cos \theta_1 + 2\xi_3'(y_3 + d_1)}{A_2^2} \right] d\xi'_3 + \\ &\quad \sum_{m=1}^{\infty} \left( \frac{\alpha}{\beta} \right)^m A_m(t) \int_0^{l_1} f_1(\xi'_3) \left[ \frac{1}{A_3^2} \{ \xi_3'^2 \sin \theta_1 + \{(y_3 - d_1 + 2mH)^2 - y_2^2 \} \times \right. \\ &\quad \left. \sin \theta_1 + 2y_2(y_3 - d_1 + 2mH) \cos \theta_1 - \right. \\ &\quad \left. 2\xi_3'(y_3 - d_1 + 2mH) \} + \right. \\ &\quad \left. \frac{1}{A_4^2} \{ \xi_3'^2 \sin \theta_1 + \{(y_3 + d_1 - 2mH)^2 - y_2^2 \} \times \right. \\ &\quad \left. \sin \theta_1 - 2y_2(y_3 + d_1 - 2mH) \cos \theta_1 + \right. \\ &\quad \left. 2\xi_3'(y_3 + d_1 - 2mH) \} + \right. \\ &\quad \left. \frac{1}{A_5^2} \{ \xi_3'^2 \sin \theta_1 + \{(y_3 - d_1 - 2mH)^2 - y_2^2 \} \times \right. \\ &\quad \left. \sin \theta_1 + 2y_2(y_3 - d_1 - 2mH) \cos \theta_1 - \right. \\ &\quad \left. 2\xi_3'(y_3 - d_1 - 2mH) \} + \right. \\ &\quad \left. \frac{1}{A_6^2} \{ \xi_3'^2 \sin \theta_1 + \{(y_3 + d_1 + 2mH)^2 - y_2^2 \} \times \right. \\ &\quad \left. \sin \theta_1 - 2y_2(y_3 + d_1 + 2mH) \cos \theta_1 + \right. \\ &\quad \left. 2\xi_3'(y_3 + d_1 + 2mH) \} \right] d\xi'_3 \end{aligned} \quad (\text{A16})$$

and

$$\begin{aligned} (\tau_{13})_2 &= \mu_1 \frac{\partial}{\partial y_3} (u_1)_2 \\ &= \frac{\mu_1 U_1}{2\pi} \psi_3(y_2, y_3, t) \end{aligned} \quad (\text{A17})$$

where

$$\psi_3(y_2, y_3, t) = \int_0^{l_1} f_1(\xi'_3) \left[ \frac{-\xi_3'^2 \cos \theta_1 + \{(y_3 - d_1)^2 - y_2^2\} \cos \theta_1 - 2y_2(y_3 - d_1) \sin \theta_1 + 2\xi_3' y_2}{A_1^2} + \right. \\ \left. \frac{\xi_3'^2 \cos \theta_1 + \{y_2^2 - (y_3 + d_1)^2\} \cos \theta_1 - 2y_2(y_3 + d_1) \sin \theta_1 - 2\xi_3' y_2}{A_2^2} \right] d\xi_3' + \\ \sum_{m=1}^{\infty} \left( \frac{\alpha}{\beta} \right)^m A_m(t) \int_0^{l_1} f_1(\xi'_3) \left[ \frac{1}{A_3^2} \{ -\xi_3'^2 \cos \theta_1 + 2\xi_3' y_2 - \right. \\ \left. 2y_2(y_3 - d_1) \sin \theta_1 - \{y_2^2 - (y_3 - d_1)^2\} \cos \theta_1 - \right. \\ \left. 4mH \{y_2 \sin \theta_1 - (y_3 - d_1) \cos \theta_1\} + 4m^2 H^2 \cos \theta_1 \} + \frac{1}{A_4^2} \{ \xi_3'^2 \cos \theta_1 - 2\xi_3' y_2 - \right. \\ \left. 2y_2(y_3 + d_1) \sin \theta_1 + \{y_2^2 - (y_3 + d_1)^2\} \cos \theta_1 + \right. \\ \left. 4mH \{y_2 \sin \theta_1 + (y_3 + d_1) \cos \theta_1\} - 4m^2 H^2 \cos \theta_1 \} + \frac{1}{A_5^2} \{ -\xi_3'^2 \cos \theta_1 + 2\xi_3' y_2 - \right. \\ \left. 2y_2(y_3 - d_1) \sin \theta_1 - \{y_2^2 - (y_3 - d_1)^2\} \cos \theta_1 + \right. \\ \left. 4mH \{y_2 \sin \theta_1 - (y_3 - d_1) \cos \theta_1\} + 4m^2 H^2 \cos \theta_1 \} + \theta_1 \} + \frac{1}{A_6^2} \{ \xi_3'^2 \cos \theta_1 - \right. \\ \left. 2\xi_3' y_2 - 2y_2(y_3 + d_1) \sin \theta_1 + \{y_2^2 - (y_3 + d_1)^2\} \cos \theta_1 - \right. \\ \left. 4mH \{y_2 \sin \theta_1 + (y_3 + d_1) \cos \theta_1\} - 4m^2 H^2 \cos \theta_1 \} \right] d\xi_3' \quad (A18)$$

where

$$s = \frac{\mu_2}{\mu_1}, \quad \alpha = \frac{\mu_1}{\mu_2} - 1, \quad \beta = \frac{\mu_1}{\mu_2} + 1, \quad a_1 = \frac{\mu_1 \mu_2}{\eta(\mu_1 + \mu_2)}, \quad b_1 = \frac{2\mu_1 \mu_2^2}{\eta(\mu_1^2 - \mu_2^2)} \\ e_n(z) = 1 + \frac{z}{1!} + \frac{z^2}{2!} + \dots + \frac{z^n}{n!}, \quad e_0(z) = 1, \\ A_m(t) = 1 + \sum_{r=1}^m \binom{m}{r} \left( \frac{2s}{1-s} \right)^r \{ 1 - e^{-a_1 t} e_n(a_1 t) \} \\ B_{rm} = \binom{m}{r} b_1^r, \quad A_{rm} = \binom{m}{r} \left( \frac{b_1}{a_1} \right)^r.$$

From the above solutions we can compute the strain

$$e_{12} = \frac{\partial u_1}{\partial y_2}. \quad (A19)$$

In case of half space

$$G'_{13}(P, Q_1) = \mu_1 \frac{\partial}{\partial x_3} G'_1(P, Q_1), \\ G'_{12}(P, Q_1) = \mu_1 \frac{\partial}{\partial x_2} G'_1(P, Q_1),$$



where

$$G'_1(P, Q_1) = -\frac{1}{\pi(\mu_1 + \bar{\mu}_2)} \left[ \log \sqrt{(x_2 - y_2)^2 + (x_3 - y_3)^2} + \log \sqrt{(x_2 - y_2)^2 + (x_3 + y_3)^2} + \sum_{m=1}^{\infty} \left( \frac{\mu_1 - \bar{\mu}_2}{\mu_1 + \bar{\mu}_2} \right)^m \left\{ \log \sqrt{(x_2 - y_2)^2 + (x_3 + 2mH - y_3)^2} + \log \sqrt{(x_2 - y_2)^2 + (x_3 + 2mH + y_3)^2} \right\} \right] \quad (A20)$$

$$(\bar{u}'_1)_2(Q_1) = \frac{U_1}{p} \frac{\mu_1}{\pi(\mu_1 + \mu_2)} \int f_1(\xi'_3) \left[ \left\{ \frac{y_2 \sin \theta_1 - (y_3 - d_1) \cos \theta_1}{A_1} + \frac{y_2 \sin \theta_1 + (y_3 + d_1) \cos \theta_1}{A_2} \right\} + \sum_{m=1}^{\infty} \left( \frac{\mu_1 - \bar{\mu}_2}{\mu_1 + \bar{\mu}_2} \right)^m \left\{ \frac{y_2 \sin \theta_1 - (y_3 - d_1) \cos \theta_1 + 2mH \cos \theta_1}{A_5} + \frac{y_2 \sin \theta_1 + (y_3 + d_1) \cos \theta_1 + 2mH \cos \theta_1}{A_6} \right\} \right] d\xi'_3$$

Therefore taking inverse Laplace transform we get,

$$\begin{aligned} (u'_1)_2(Q_1) &= \frac{U_1}{\pi} \left( 1 - \frac{s}{1+s} e^{-a_1 t} \right) \int_0^{l_1} f_1(\xi'_3) \left[ \frac{y_2 \sin \theta_1 - (y_3 - d_1) \cos \theta_1}{A_1} \right. \\ &\quad \left. + \frac{y_2 \sin \theta_1 + (y_3 + d_1) \cos \theta_1}{A_2} \right] d\xi'_3 \\ &\quad + \frac{U_1}{\pi} \sum_{m=1}^{\infty} \left( \frac{\alpha}{\beta} \right)^m \left[ 1 + \sum_{r=1}^m \binom{m}{r} \left( \frac{b_1}{a_1} \right)^r \{ 1 - e^{-a_1 t} e_{r-1}(a_1 t) \} - \frac{s}{1+s} e^{-a_1 t} \right. \\ &\quad \left. - \frac{s}{1+s} \sum_{r=1}^m \binom{m}{r} \frac{b_1^r t^r}{\Gamma(r+1)} e^{-a_1 t} \right] \int_0^{l_1} f_1(\xi'_3) \left\{ \frac{y_2 \sin \theta_1 - (y_3 - d_1) \cos \theta_1 + 2mH \cos \theta_1}{A_5} \right. \\ &\quad \left. + \frac{y_2 \sin \theta_1 + (y_3 + d_1) \cos \theta_1 + 2mH \cos \theta_1}{A_6} \right\} \right] d\xi'_3 \\ &= \frac{U_1}{\pi} \phi_1(y_2, y_3, t) \quad , \quad (A21) \end{aligned}$$

where

$$\phi_1(y_2, y_3, t) = \left( 1 - \frac{s}{1+s} e^{-a_1 t} \right) \int_0^{l_1} f_1(\xi'_3) \left[ \frac{y_2 \sin \theta_1 - (y_3 - d_1) \cos \theta_1}{A_1} + \frac{y_2 \sin \theta_1 + (y_3 + d_1) \cos \theta_1}{A_2} \right] d\xi'_3 + \sum_{m=1}^{\infty} \left( \frac{1-s}{1+s} \right)^m \left[ 1 + \sum_{r=1}^m \binom{m}{r} \left( \frac{b_1}{a_1} \right)^r \{ 1 - e^{-a_1 t} e_{r-1}(a_1 t) \} - \frac{s}{1+s} e^{-a_1 t} - \frac{s}{1+s} \sum_{r=1}^m \binom{m}{r} \frac{b_1^r t^r}{\Gamma(r+1)} e^{-a_1 t} \right] \int_0^{l_1} f_1(\xi'_3) \left\{ \frac{y_2 \sin \theta_1 - (y_3 - d_1) \cos \theta_1 + 2mH \cos \theta_1}{A_5} + \frac{y_2 \sin \theta_1 + (y_3 + d_1) \cos \theta_1 + 2mH \cos \theta_1}{A_6} \right\} \right] d\xi'_3 \quad (A22)$$

From (A3) we get

$$\begin{aligned}
 (\bar{\tau}'_{12})_2 &= \bar{\mu}_2 \frac{\partial}{\partial y_2} (\bar{u}'_1)_2 \\
 &= \frac{\bar{\mu}_2 U_1}{p} \frac{\mu_1}{\pi(\mu_1 + \bar{\mu}_2)} \int_0^{l_1} f_1(\xi'_3) \left[ \frac{\xi_3'^2 \sin \theta_1 + \{(y_3 - d_1)^2 - y_2^2\} \sin \theta_1 + 2y_2(y_3 - d_1) \cos \theta_1 - 2\xi_3'(y_3 - d_1)}{A_1^2} + \right. \\
 &\quad \left. \frac{\xi_3'^2 \sin \theta_1 + \{(y_3 + d_1)^2 - y_2^2\} \sin \theta_1 - 2y_2(y_3 + d_1) \cos \theta_1 + 2\xi_3'(y_3 + d_1)}{A_2^2} \right] d\xi'_3 + \\
 &\quad \frac{\bar{\mu}_2 U_1}{p} \frac{\mu_1}{\pi(\mu_1 + \bar{\mu}_2)} \sum_{m=1}^{\infty} \left( \frac{\mu_1 - \bar{\mu}_2}{\mu_1 + \bar{\mu}_2} \right)^m \int_0^{l_1} f_1(\xi'_3) \left[ \frac{1}{A_5^2} \{ \xi_3'^2 \sin \theta_1 + \{(y_3 - d_1 - 2mH)^2 - y_2^2 \} \times \right. \\
 &\quad \left. \sin \theta_1 + 2y_2(y_3 - d_1 - 2mH) \cos \theta_1 - 2\xi_3'(y_3 - d_1 - 2mH) \} + \right. \\
 &\quad \left. \frac{1}{A_6^2} \{ \xi_3'^2 \sin \theta_1 + \{(y_3 + d_1 + 2mH)^2 - y_2^2 \} \times \right. \\
 &\quad \left. \sin \theta_1 - 2y_2(y_3 + d_1 + 2mH) \cos \theta_1 + 2\xi_3'(y_3 + d_1 + 2mH) \} \right] d\xi'_3
 \end{aligned}$$

Taking inverse Laplace transform,

$$(\tau'_{12})_2 = \frac{U_1}{\pi} \phi_2(y_2, y_3, t) \quad , \tag{A23}$$

where

$$\begin{aligned}
 \phi_2(y_2, y_3, t) &= \left. \begin{aligned}
 &\frac{\mu_2}{1+s} e^{-a_1 t} \int_0^{l_1} f_1(\xi'_3) \left[ \frac{\xi_3'^2 \sin \theta_1 + \{(y_3 - d_1)^2 - y_2^2\} \sin \theta_1 + 2y_2(y_3 - d_1) \cos \theta_1 - 2\xi_3'(y_3 - d_1)}{A_1^2} + \right. \\
 &\quad \left. \frac{\xi_3'^2 \sin \theta_1 + \{(y_3 + d_1)^2 - y_2^2\} \sin \theta_1 - 2y_2(y_3 + d_1) \cos \theta_1 + 2\xi_3'(y_3 + d_1)}{A_2^2} \right] d\xi'_3 \\
 &+ \frac{\mu_2}{1+s} \sum_{m=1}^{\infty} \left( \frac{1-s}{1+s} \right)^m e^{-a_1 t} \left( 1 + \sum_{r=1}^m \frac{B_{rm} t^r}{r!} \right) \times \\
 &\int_0^{l_1} f_1(\xi'_3) \left[ \frac{1}{A_5^2} \{ \xi_3'^2 \sin \theta_1 + \{(y_3 - d_1 - 2mH)^2 - y_2^2 \} \sin \theta_1 + \right. \\
 &\quad \left. 2y_2(y_3 - d_1 - 2mH) \cos \theta_1 - 2\xi_3'(y_3 - d_1 - 2mH) \} + \right. \\
 &\quad \left. \frac{1}{A_6^2} \{ \xi_3'^2 \sin \theta_1 + \{(y_3 + d_1 + 2mH)^2 - y_2^2 \} \sin \theta_1 - \right. \\
 &\quad \left. 2y_2(y_3 + d_1 + 2mH) \cos \theta_1 + 2\xi_3'(y_3 + d_1 + 2mH) \} \right] d\xi'_3
 \end{aligned} \right\} . \tag{A24}
 \end{aligned}$$

Similarly,

$$(\tau'_{13})_2 = \frac{U_1}{\pi} \phi_3(y_2, y_3, t) \quad , \tag{A25}$$

where

$$\begin{aligned}
 \phi_3(y_2, y_3, t) = & \left. \begin{aligned}
 & \frac{\mu_2}{1+s} e^{-a_1 t} \int_0^{l_1} f_1(\xi'_3) \left[ \frac{-\xi_3'^2 \cos \theta_1 + \{(y_3 - d_1)^2 - y_2^2\} \cos \theta_1 - 2y_2(y_3 - d_1) \sin \theta_1 + 2\xi_3' y_2}{A_1^2} + \right. \\
 & \left. \frac{\xi_3'^2 \cos \theta_1 - \{(y_3 + d_1)^2 - y_2^2\} \cos \theta_1 - 2y_2(y_3 + d_1) \sin \theta_1 - 2\xi_3' y_2}{A_2^2} \right] d\xi_3' \\
 & + \frac{\mu_2}{1+s} \sum_{m=1}^{\infty} \left( \frac{1-s}{1+s} \right)^m e^{-a_1 t} \left( 1 + \sum_{r=1}^m \frac{B_{rm} t^r}{r!} \right) \times \\
 & \int_0^{l_1} f_1(\xi'_3) \left[ \frac{1}{A_5^2} \{ -\xi_3'^2 \cos \theta_1 + \{(y_3 - d_1)^2 - y_2^2\} \cos \theta_1 - \right. \\
 & \quad 2y_2(y_3 - d_1) \sin \theta_1 + 2\xi_3' y_2 + \\
 & \quad 4mH \{ y_2 \sin \theta_1 - (y_3 - d_1) \cos \theta_1 \} + 4m^2 H^2 \cos \theta_1 \} + \\
 & \quad \frac{1}{A_6^2} \{ \xi_3'^2 \cos \theta_1 + \{(y_3 + d_1)^2 - y_2^2\} \cos \theta_1 - \\
 & \quad 2y_2(y_3 + d_1) \sin \theta_1 - 2\xi_3' y_2 - \\
 & \quad \left. 4mH \{ y_2 \sin \theta_1 + (y_3 + d_1) \cos \theta_1 \} - 4m^2 H^2 \cos \theta_1 \} \right] d\xi_3'
 \end{aligned} \right\} \cdot
 \end{aligned}
 \tag{A26}$$

Due to movement of fault part  $F_2$  the displacement and stress components are  $(u_1)_3$ ,  $(u'_1)_3$ ,  $(\tau_{12})_3$ ,  $(\tau_{13})_3$ ,  $(\tau_{12'})_3$ ,  $(\tau_{13'})_3$ . Applying similar method taking Green's function

$$\begin{aligned}
 G_1(P, Q) = & -\frac{1}{\pi(\mu_1 + \bar{\mu}_2)} \left[ \log \sqrt{(x_2 - y_2)^2 + (x_3 - y_3)^2} + \right. \\
 & \left. \log \sqrt{(x_2 - y_2)^2 + (x_3 + y_3)^2} + \right. \\
 & \left. \sum_{m=1}^{\infty} \left( \frac{\mu_1 - \bar{\mu}_2}{\mu_1 + \bar{\mu}_2} \right)^m \{ \log \sqrt{(x_2 - y_2)^2 + (x_3 + 2mH - y_3)^2} + \right. \\
 & \left. \log \sqrt{(x_2 - y_2)^2 + (x_3 + 2mH + y_3)^2} \} \right]
 \end{aligned}
 \tag{A27}$$

For layered medium ( $y_3 \leq H$ )

and

$$\begin{aligned}
 G'_1(P, Q_1) = & -\frac{1}{2\pi} \left[ \frac{1}{\bar{\mu}_2} \log \sqrt{(x_2 - y_2)^2 + (x_3 - y_3)^2} + \right. \\
 & \frac{1}{\bar{\mu}_2} \frac{\bar{\mu}_2 - \mu_1}{\bar{\mu}_2 + \mu_1} \log \sqrt{(x_2 - y_2)^2 + (x_3 - 2H + y_3)^2} + \\
 & \frac{4\mu_1}{(\mu_1 + \bar{\mu}_2)^2} \log \sqrt{(x_2 - y_2)^2 + (x_3 + y_3)^2} + \\
 & \left. \frac{4\mu_1}{(\mu_1 + \bar{\mu}_2)^2} \sum_{m=1}^{\infty} \left( \frac{\mu_1 - \bar{\mu}_2}{\mu_1 + \bar{\mu}_2} \right)^m \log \sqrt{(x_2 - y_2)^2 + (x_3 + 2mH + y_3)^2} \right]
 \end{aligned}
 \tag{A28}$$

For viscoelastic half space ( $y_3 \geq H$ )

We get,

$$\left. \begin{aligned} (u_1)_3(Q) &= \frac{U_2}{\pi} \psi'_1(y_2, y_3, t) \\ (\tau_{12})_3 &= \frac{\mu_1 U_2}{\pi} \psi'_2(y_2, y_3, t) \\ (\tau_{13})_3 &= \frac{\mu_1 U_2}{\pi} \psi'_3(y_2, y_3, t) \end{aligned} \right\}, \tag{A29}$$

where

$$\left. \begin{aligned} \psi'_1(y_2, y_3, t) &= \frac{s}{1+s} e^{-a_1 t} \int_0^{l_2} f_2(\xi''_3) \left[ \frac{(y_2 - l_1 \cos \theta_1) \sin \theta_2 - (y_3 - H) \cos \theta_2}{B_1} + \right. \\ &\quad \left. \frac{(y_2 - l_1 \cos \theta_1) \sin \theta_2 + (y_3 + H) \cos \theta_2}{B_2} \right] d\xi''_3 + \\ &\quad \frac{s}{1+s} e^{-a_1 t} \sum_{m=1}^{\infty} \left( \frac{1-s}{1+s} \right)^m e^{-a_1 t} \left( 1 + \sum_{r=1}^m \frac{B_{rm} t^r}{r!} \right) \times \\ &\quad \int_0^{l_2} f_2(\xi''_3) \left[ \frac{(y_2 - l_1 \cos \theta_1) \sin \theta_2 - (y_3 - H) \cos \theta_2 + 2mH \cos \theta_2}{B_5} + \right. \\ &\quad \left. \frac{(y_2 - l_1 \cos \theta_1) \sin \theta_2 + (y_3 + H) \cos \theta_2 + 2mH \cos \theta_2}{B_6} \right] d\xi''_3 \end{aligned} \right\} \tag{A30}$$

$$\left. \begin{aligned} \psi'_2(y_2, y_3, t) &= \frac{s}{1+s} e^{-a_1 t} \int_0^{l_2} f_2(\xi''_3) \left[ \frac{\sin \theta_2}{B_1} + \frac{\sin \theta_2}{B_2} + \right. \\ &\quad \frac{2\{(y_2 - l_1 \cos \theta_1) \sin \theta_2 - (y_3 - H) \cos \theta_2\}(l_1 \cos \theta_1 + \xi''_3 \cos \theta_2 - y_2)}{B_1^2} + \\ &\quad \left. \frac{2\{(y_2 - l_1 \cos \theta_1) \sin \theta_2 - (y_3 + H) \cos \theta_2\}(l_1 \cos \theta_1 + \xi''_3 \cos \theta_2 - y_2)}{B_2^2} \right] d\xi''_3 \\ &\quad + \frac{s}{1+s} e^{-a_1 t} \sum_{m=1}^{\infty} \left( \frac{1-s}{1+s} \right)^m \left( 1 + \sum_{r=1}^m \frac{B_{rm} t^r}{r!} \right) \times \\ &\quad \int_0^{l_2} f_2(\xi''_3) \left[ \frac{\sin \theta_2}{B_5} + \frac{\sin \theta_2}{B_6} + \right. \\ &\quad \frac{2\{(y_2 - l_1 \cos \theta_1) \sin \theta_2 - (y_3 - H) \cos \theta_2 + 2mH \cos \theta_2\}(l_1 \cos \theta_1 + \xi''_3 \cos \theta_2 - y_2)}{B_5^2} + \\ &\quad \left. \frac{2\{(y_2 - l_1 \cos \theta_1) \sin \theta_2 + (y_3 + H) \cos \theta_2 + 2mH \cos \theta_2\}(l_1 \cos \theta_1 + \xi''_3 \cos \theta_2 - y_2)}{B_6^2} \right] d\xi''_3 \end{aligned} \right\} \tag{A31}$$

$$\begin{aligned}
\psi'_3(y_2, y_3, t) = & \frac{s}{1+s} e^{-a_1 t} \int_0^{l_2} f_2(\xi''_3) \left[ -\frac{\cos \theta_2}{B_1} + \frac{\cos \theta_2}{B_2} + \right. \\
& \left. \frac{2\{(y_2 - l_1 \cos \theta_1) \sin \theta_2 - (y_3 - H) \cos \theta_2\} (H + \xi''_3 \sin \theta_2 - y_3)}{B_1^2} \right. \\
& \left. \frac{2\{(y_2 - l_1 \cos \theta_1) \sin \theta_2 + (y_3 + H) \cos \theta_2\} (H + \xi''_3 \sin \theta_2 + y_3)}{B_2^2} \right] d\xi''_3 \\
& + \frac{s}{1+s} e^{-a_1 t} \sum_{m=1}^{\infty} \left( \frac{1-s}{1+s} \right)^m \left( 1 + \sum_{r=1}^m \frac{B_{rm} t^r}{r!} \right) \times \\
& \int_0^{l_2} f_2(\xi''_3) \left[ -\frac{\cos \theta_2}{B_5} + \frac{\cos \theta_2}{B_6} + \right. \\
& \left. \frac{2\{(y_2 - l_1 \cos \theta_1) \sin \theta_2 - (y_3 - H) \cos \theta_2 - 2mH \cos \theta_2\} (H + 2mH + \xi''_3 \sin \theta_2 - y_3)}{B_5^2} \right. \\
& \left. \frac{2\{(y_2 - l_1 \cos \theta_1) \sin \theta_2 + (y_3 + H) \cos \theta_2 + 2mH \cos \theta_2\} (H + 2mH + \xi''_3 \sin \theta_2 + y_3)}{B_6^2} \right] d\xi''_3
\end{aligned} \tag{A32}$$

and

$$\left. \begin{aligned}
(u'_1)_3(Q_1) &= \frac{U_2}{2\pi} \phi'_1(y_2, y_3, t) \\
(\tau'_{12})_3 &= \frac{U_2}{2\pi} \phi'_2(y_2, y_3, t) \\
(\tau'_{13})_3 &= \frac{U_2}{2\pi} \phi'_3(y_2, y_3, t)
\end{aligned} \right\}, \tag{A33}$$

where

$$\begin{aligned}
\phi'_1(y_2, y_3, t) = & \int_0^{l_2} f_2(\xi''_3) \left[ \frac{(y_2 - l_1 \cos \theta_1) \sin \theta_2 - (y_3 - H) \cos \theta_2}{B_1} + \right. \\
& \left. \left( \frac{2s}{1+s} e^{-a_1 t} - 1 \right) \frac{(y_2 - l_1 \cos \theta_1) \sin \theta_2 + (y_3 - H) \cos \theta_2}{B_7} + \right. \\
& \left. \left( 1 - \frac{\alpha^2}{\beta^2} A_2(t) \right) \frac{(y_2 - l_1 \cos \theta_1) \sin \theta_2 + (y_3 + H) \cos \theta_2}{B_2} + \right. \\
& \left. \left\{ \sum_{m=1}^{\infty} \left( \frac{\alpha}{\beta} \right)^m A_m(t) - \sum_{m=1}^{\infty} \left( \frac{\alpha}{\beta} \right)^{m+2} A_{m+2}(t) \right\} \times \right. \\
& \left. \frac{(y_2 - l_1 \cos \theta_1) \sin \theta_2 + (y_3 + H) \cos \theta_2 + 2mH \cos \theta_2}{B_6} \right] d\xi''_3
\end{aligned} \tag{A34}$$

$$\begin{aligned}
\phi'_2(y_2, y_3, t) = & \int_0^{l_2} f_2(\xi''_3) \mu_2 e^{-\frac{\mu_2 t}{\eta}} \left[ \frac{\sin \theta_2}{B_1} + \right. \\
& \left. \frac{2\{(y_2 - l_1 \cos \theta_1) \sin \theta_2 - (y_3 - H) \cos \theta_2\} (l_1 \cos \theta_1 + \xi''_3 \cos \theta_2 - y_2)}{B_1^2} \right] d\xi''_3 + \\
& \mu_2 \left( e^{-\frac{\mu_2 t}{\eta}} - \frac{2}{1+s} e^{-a_1 t} \right) \int_0^{l_2} f_2(\xi''_3) \left[ \frac{\sin \theta_2}{B_7} + \right. \\
& \left. \frac{2\{(y_2 - l_1 \cos \theta_1) \sin \theta_2 + (y_3 - H) \cos \theta_2\} (l_1 \cos \theta_1 + \xi''_3 \cos \theta_2 - y_2)}{B_7^2} \right] d\xi''_3 + \\
& \left\{ \frac{4\mu_2}{1+s} e^{-a_1 t} - \mu_1 + \mu_1 \left( \frac{\alpha}{\beta} \right)^2 A_2(t) \right\} \int_0^{l_2} f_2(\xi''_3) \left[ \frac{\sin \theta_2}{B_2} + \right. \\
& \left. \frac{2\{(y_2 - l_1 \cos \theta_1) \sin \theta_2 + (y_3 + H) \cos \theta_2\} (l_1 \cos \theta_1 + \xi''_3 \cos \theta_2 - y_2)}{B_2^2} \right] d\xi''_3 + \\
& \sum_{m=1}^{\infty} \left\{ \frac{4\mu_2}{1+s} \left( \frac{1-s}{1+s} \right)^m e^{-a_1 t} \left( 1 + \sum_{r=1}^m \frac{B_{rm} t^r}{r!} \right) - \mu_1 \left( \frac{\alpha}{\beta} \right)^m A_m(t) + \right. \\
& \left. \mu_1 \left( \frac{\alpha}{\beta} \right)^{m+2} A_{m+2}(t) \right\} \int_0^{l_2} f_2(\xi''_3) \left[ \frac{\sin \theta_2}{B_6} + \right. \\
& \left. \frac{2\{(y_2 - l_1 \cos \theta_1) \sin \theta_2 + (y_3 + H) \cos \theta_2 + 2mH \cos \theta_2\} (l_1 \cos \theta_1 + \xi''_3 \cos \theta_2 - y_2)}{B_6^2} \right] d\xi''_3 \left. \right\} \quad (A35)
\end{aligned}$$

$$\begin{aligned}
\phi'_3(y_2, y_3, t) = & \mu_2 e^{-\frac{\mu_2 t}{\eta}} \int_0^{l_2} f_2(\xi''_3) \left[ -\frac{\cos \theta_2}{B_1} + \right. \\
& \left. \frac{2\{(y_2 - l_1 \cos \theta_1) \sin \theta_2 - (y_3 - H) \cos \theta_2\} (H + \xi''_3 \cos \theta_2 - y_3)}{B_1^2} \right] d\xi''_3 + \\
& \mu_2 \left( e^{-\frac{\mu_2 t}{\eta}} - \frac{2}{1+s} e^{-a_1 t} \right) \int_0^{l_2} f_2(\xi''_3) \left[ \frac{\cos \theta_2}{B_7} - \right. \\
& \left. \frac{2\{(y_2 - l_1 \cos \theta_1) \sin \theta_2 + (y_3 - H) \cos \theta_2\} (H + \xi''_3 \cos \theta_2 - 2H + y_3)}{B_7^2} \right] d\xi''_3 + \\
& \left\{ \frac{4\mu_2}{1+s} e^{-a_1 t} - \mu_1 + \mu_1 \left( \frac{\alpha}{\beta} \right)^2 A_2(t) \right\} \int_0^{l_2} f_2(\xi''_3) \left[ \frac{\cos \theta_2}{B_2} - \right. \\
& \left. \frac{2\{(y_2 - l_1 \cos \theta_1) \sin \theta_2 + (y_3 + H) \cos \theta_2\} (H + \xi''_3 \cos \theta_2 + y_3)}{B_2^2} \right] d\xi''_3 + \\
& \sum_{m=1}^{\infty} \left\{ \frac{4\mu_2}{1+s} \left( \frac{1-s}{1+s} \right)^m e^{-a_1 t} \left( 1 + \sum_{r=1}^m \frac{B_{rm} t^r}{r!} \right) - \mu_1 \left( \frac{\alpha}{\beta} \right)^m A_m(t) + \right. \\
& \left. \mu_1 \left( \frac{\alpha}{\beta} \right)^{m+2} A_{m+2}(t) \right\} \int_0^{l_2} f_2(\xi''_3) \left[ \frac{\cos \theta_2}{B_6} - \right. \\
& \left. \frac{2\{(y_2 - l_1 \cos \theta_1) \sin \theta_2 + (y_3 + H) \cos \theta_2 + 2mH \cos \theta_2\} (H + \xi''_3 \cos \theta_2 + 2mH + y_3)}{B_6^2} \right] d\xi''_3 \left. \right\}, \quad (A36)
\end{aligned}$$

where

$$\left. \begin{aligned}
 B_1 &= \xi_3''^2 - 2\xi_3''\{(y_2 - l_1 \cos \theta_1) \cos \theta_2 + (y_3 - H) \sin \theta_2\} + \\
 &\quad (y_3 - H)^2 + (y_2 - l_1 \cos \theta_1)^2 \\
 B_2 &= \xi_3''^2 - 2\xi_3''\{(y_2 - l_1 \cos \theta_1) \cos \theta_2 - (y_3 + H) \sin \theta_2\} + \\
 &\quad (y_3 + H)^2 + (y_2 - l_1 \cos \theta_1)^2 \\
 B_5 &= \xi_3''^2 - 2\xi_3''\{(y_2 - l_1 \cos \theta_1) \cos \theta_2 + (y_3 - H) \sin \theta_2 - 2mH \sin \theta_2\} + \\
 &\quad (y_3 - H)^2 + (y_2 - l_1 \cos \theta_1)^2 + 4m^2H^2 - 4mH(y_3 - H) \\
 B_6 &= \xi_3''^2 - 2\xi_3''\{(y_2 - l_1 \cos \theta_1) \cos \theta_2 - (y_3 + H) \sin \theta_2 - 2mH \sin \theta_2\} + \\
 &\quad (y_3 + H)^2 + (y_2 - l_1 \cos \theta_1)^2 + 4m^2H^2 + 4mH(y_3 + H) \\
 B_7 &= \xi_3''^2 - 2\xi_3''\{(y_2 - l_1 \cos \theta_1) \cos \theta_2 - (y_3 - H) \sin \theta_2\} + \\
 &\quad (y_3 - H)^2 + (y_2 - l_1 \cos \theta_1)^2
 \end{aligned} \right\}. \quad (A37)$$